




SECURITY LIGHT 13, DTC B2431/P1260

B3E090201077W09

SECURITY LIGHT: 13	Key ID number registration error
DTC: B2431/P1260	
DETECTION CONDITION	<ul style="list-style-type: none"> • Key ID number registration error
POSSIBLE CAUSE	<ul style="list-style-type: none"> • Errors during key ID number registration procedure • Any of the following items are touching or near the key head. <ul style="list-style-type: none"> - Spare keys - Keys for other vehicles equipped with an immobilizer system - Any metallic object - Any electronic device, or any credit or other cards with magnetic strips <p>EXAMPLES:</p> <div style="display: flex; align-items: center; justify-content: center;">  <div style="margin-left: 10px;">METAL RING LYING ON KEY HEAD</div> </div> <div style="display: flex; align-items: center; justify-content: center; margin-top: 10px;">  <div style="margin-left: 10px;">METAL PART OF ANOTHER KEY TOUCHING KEY HEAD</div> </div> <div style="display: flex; align-items: center; justify-content: center; margin-top: 10px;">  <div style="margin-left: 10px;">KEY IS NEAR OR TOUCHING ANOTHER IMMOBILIZER SYSTEM KEY</div> </div>

Diagnostic Procedure

STEP	INSPECTION		ACTION
1	VERIFY DTC • Is B2431/P1260 displayed?	Yes	Go to Step 3.
		No	Go to the next step.
2	VERIFY DTC • Is B1600/P1260 displayed?	Yes	Perform the DTC inspection for "SECURITY LIGHT: 13, WDS or equivalent: B1600/P1260". (See SECURITY LIGHT 13, DTC B1600/P1260 .)
		No	Go to the next step.
3	INSPECT INSTRUMENT CLUSTER • Using the WDS or equivalent, clear the key ID number and re-register it. (See IMMOBILIZER SYSTEM COMPONENT REPLACEMENT/KEY ADDITION AND CLEARING .) Note • Two or more keys must be registered to start the engine.	Yes	Replace the instrument cluster and perform the resetting procedure for the immobilizer system when replacing the instrument cluster. (See INSTRUMENT CLUSTER REMOVAL/INSTALLATION .) (See IMMOBILIZER SYSTEM COMPONENT REPLACEMENT/KEY ADDITION AND CLEARING .)

	<ul style="list-style-type: none">• Using the registered key, turn the ignition switch to the ON position.• Verify the DTC Using the WDS or equivalent. <p>- Is B2431/P1260 displayed again?</p>	No	DTC troubleshooting completed.
--	---	----	--------------------------------